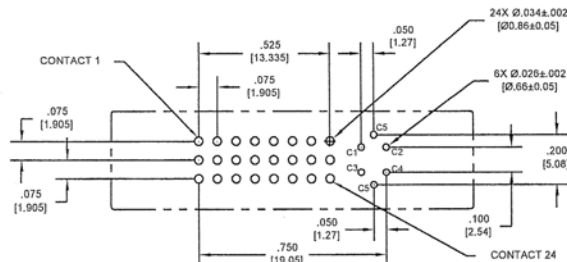
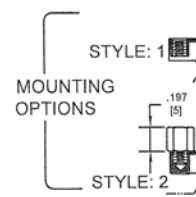
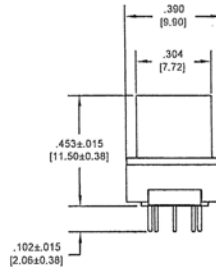
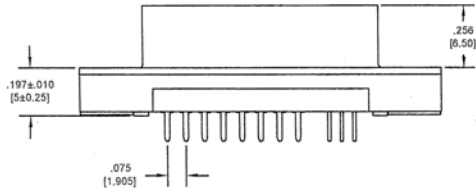
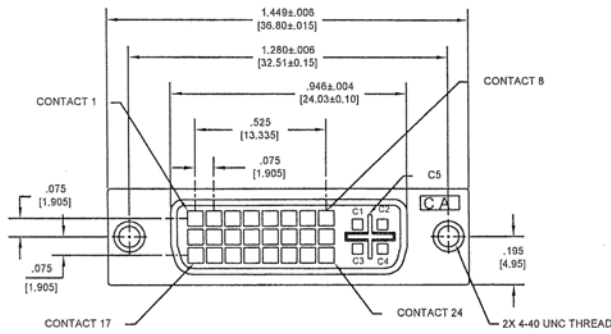


**RoHS Compliant**



PC BOARD MOUNTING PATTERN  
COMPONENT SIDE

Notes:

- Environmental:  
Temp range: -20°C to +85°C
- Electrical:  
Rated: 1.5A @40V AC (rms)  
Contact resistance: 20 milliohms max  
Insulation resistance: 1000 megohms min  
Dielectric withstanding voltage: 500V AC (rms)
- Mechanical:  
Mating force: 10lb (4.5kg) Maximum  
Unmating force: 2.2lb (1kg) Minimum, 8.8lb 94Kg Max
- Material:  
Housing: Glass filled thermoplastic, natural, UL 94V-0  
Contact: Phosphor bronze  
Shell: Zinc alloy, nickel plated  
Board lock: Zinc alloy, tin plated

Specifications:

- 29 Positions
- Digital Visual Interface connector
- Socket
- Integrated Digital/Analog
- Profile: Vertical without fixed post
- Plating: Gold flash over nickel
- Mounting: 4-40 UNC Threaded Insert

3	SHELL	STEEL	TIN OVER NICKEL PLATED	1
2	CONTACT	BRASS	GOLD FLASH OVER NICKEL	*
1	HOUSING	PLASTIC	GLASS FILLED THERMOPLAST, BLACK, UL94V-0	1
NO.	DESCRIPTION	MATERIAL	FINISH	QTY

P1	P2	COLOR	LENGTH
△			
△			
△	06/28/2006		ECR0606026
△	02/26/2004		RELEASE FOR PRODUCTION
REV	REVISIONS	DATE	DESCRIPTION

CUSTOMER APPROVED		/ /	TOLERANCE UNLESS OTHERWISE SPECIFIED	UNIT: mm
DRAWING:	Tom	06/28/06'	.X ±0.30	.X' ±
CHECKED:	Ray	06/28/06'	.XX ±0.20	.X' ±
APPROVED:	Paul	06/28/06'	.XXX±0.10	.XX' ±

Description	DVI Connector Female 29P, Digital Solder Type w/4-40 UNC Threaded Insert, Vertical W/O Fixed Post, RoHS
MATERIAL:	SEE TABLE
FINISH:	SEE TABLE
SHEET 1 OF 1	SCALE 1.5/1



DRW. NO.		Part No	CCDVI-29DVISIBA1
CUSTOMER NAME			