


Secure your peace  
of mind...and  
your clubs!

# Gator Jaws

## club guard




**SECURE YOUR CLUBS** ....wherever they are



In your bag/airports



On a cart



On a rack



In your truck/SUV

- Attaches clubs to bag, then bag to bag rack, cart or other fixed structures in your garage or vehicle
- Easily stores in bag when not in use
- Durable heat-resistant ABS plastic with steel security cable
- The "JAWS" form narrow channels that prevent clubs from being pulled out of the bag

### For Sales and Product Information:

Cypress Industries  
info@cypressindustries.com  
512-249-0999

RGO Enterprises  
sales@rgoent.com  
901-752-5370

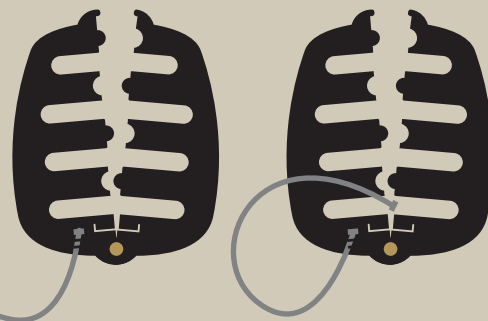
[www.gatorjawsclubguard.com](http://www.gatorjawsclubguard.com)

### EASY TO USE

1

Place the Club Guard in the "open jaw" position over the top of your bag, and loop the steel cable through your bag handle and/or any available fixed structure (golf cart, rack, hook, etc.).

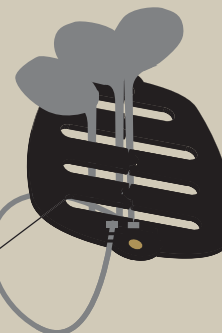
CABLE



3

Arrange your clubs to line up in the spaces between the "teeth" of the Gator Jaws, and close the Jaws around your club.

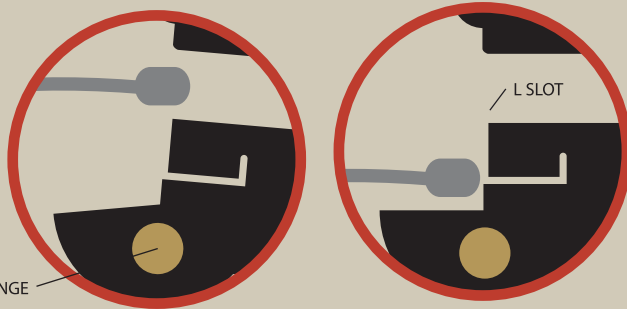
TEETH



2

Thread the cable end into the "L" slot near the hinge as shown.

HINGE

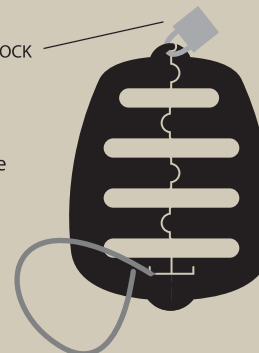


L SLOT

4

Attach the lock\* to the front of the Club Guard...and you're off!

LOCK



Golf Course

Club House

Car

Truck

SUV

Airports

Hotel

Gator Jaws club guard